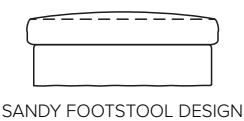
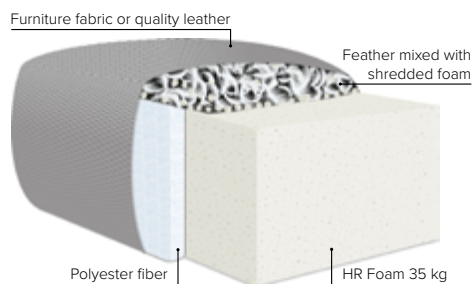


CHOOSE YOUR OWN COMBINATIONS



SANDY FOOTSTOOL DESIGN

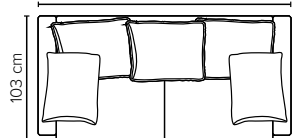
COMBINATIONS

Choose from available sofa models

bellus®

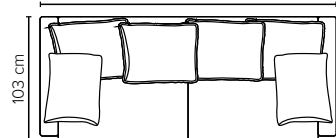
2

210 cm




3 LC

246 cm



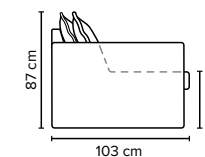
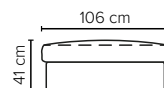
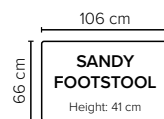
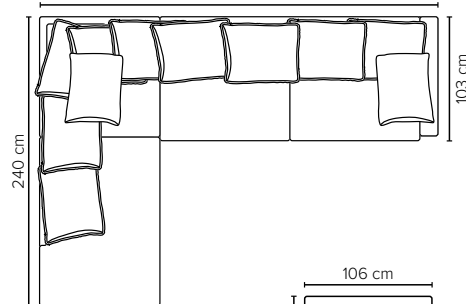
OPEN END (Left/Right)

295 cm



OPEN END MAXI (Left/Right)

331 cm



SEAT: Foam 35 kg + mix of feathers and shredded foam in separate bags with channels

BACK: Mix of feathers and shredded foam
Loose seat cushions and loose back cushions

ARMREST: Foam 25-30 kg

DECO PILLOWS: Filling: feather mixed with shredded foam
1 deco pillow per armrest size 55x45 cm
1 deco pillow per corner size 55x45

FRAME: Plywood + wood
No-Sag springs

LEG OPTIONS: No leg choices available for this sofa